

SSCX

CLOSE-COUPLED, SINGLE-IMPELLER CENTRIFUGAL PUMP FEATURING AXIAL SUCTION AND RADIAL DISCHARGE

Single impeller centrifugal pumps manufactured from stainless steel AISI 304 with 2 poles enclosed self-ventilated internally cooled asynchronous motor. Recommended for pumping clear water and liquids that are chemically non aggressive in domestic, agricultural and industrial sector.

- IMPELLER AND DIFFUSER IN AISI 304 STAINLESS STEEL
- HIGH RELIABILITY
- HIGH HYDRAULIC EFFICIENCY

Applications

- Booster sets
- Irrigation
- Handling of non aggressive water and liquids
- Gardening

Usage limitations

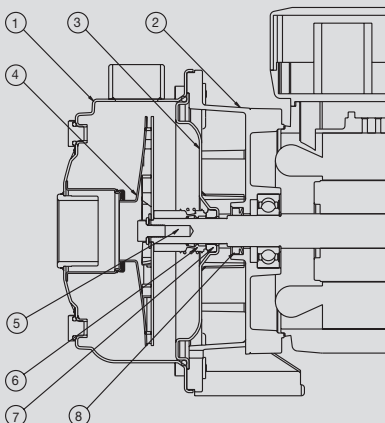
- Type of liquid: chemically non aggressive clean water and liquids with no suspended solids
- Max liquid temperature: 90°C
- Max. operating pressure: 8 bar (PN8)

Motor

- Enclosed, externally ventilated
- IP55 protection level
- Class F insulation
- Single phase power supply with capacitor permanently activated and thermal protection built into the motor winding
- Three phase power supply with external protection provided by the user
- Rotation speed 2850rpm
- Suitable for continuous use

Versions available

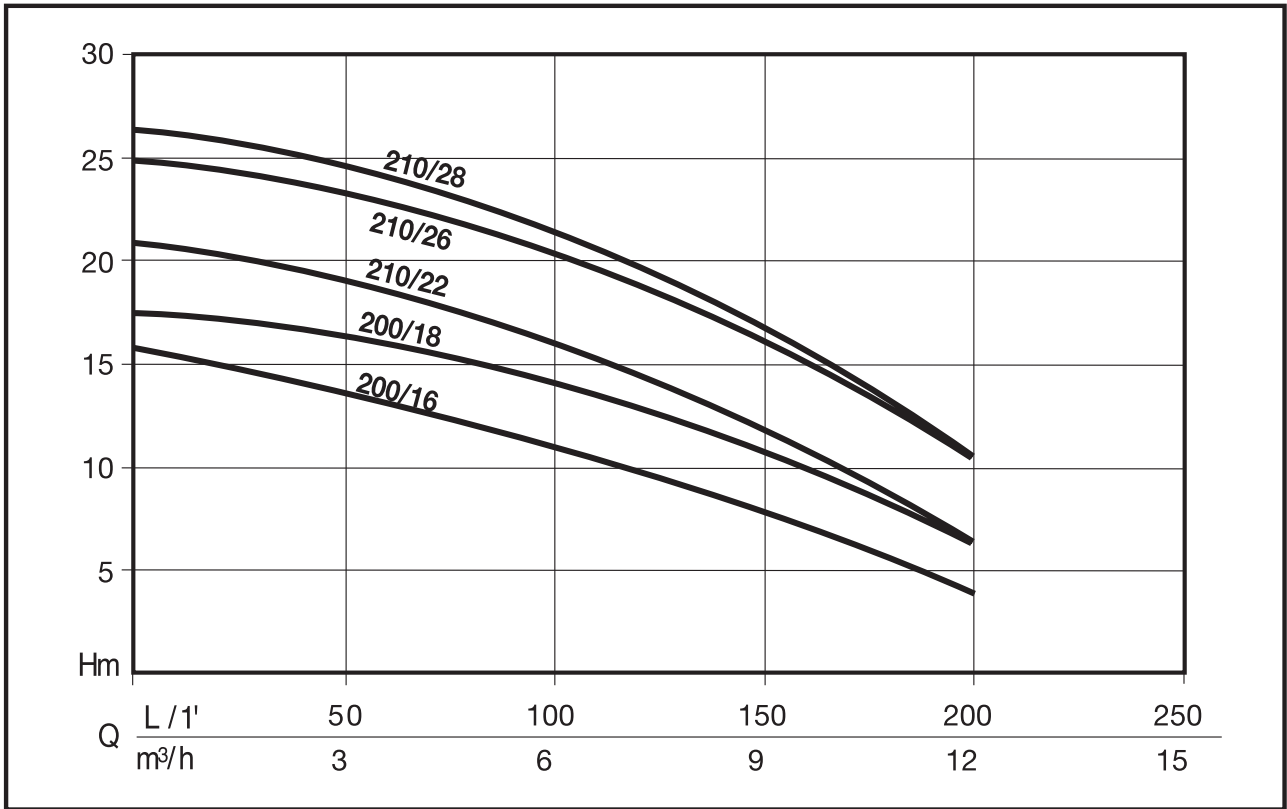
- Standard: mechanical seal in graphite/ceramic and o-rings in NBR
- Special: mechanical seal in silicon carbide and o-rings in Viton



DESIGN FEATURES

Component	Material
1 Pump body	Stainless steel X5 CrNi 18-10 EN1.4301 (AISI 304)
2 Motor bracket	Aluminum AISI 12 UNI 5076
3 Seal housing	Stainless steel X5 CrNi 18-10 EN1.4301 (AISI 304)
4 Impeller	Stainless steel X5 CrNi 18-10 EN1.4301 (AISI 304)
5 Motor shaft (hydraulic end)	Stainless steel X5 CrNi 18-10 EN1.4301 (AISI 304)
6 Rotating assembly mechanical seal	Graphite or silicon carbide
7 Fixed assembly mechanical seal	Ceramic or silicon carbide
8 O-rings	NBR 70Shore or Viton

TABLE OF HYDRAULIC PERFORMANCE



PUMP PERFORMANCE

CODE	MODEL	Nominal Power		Absorbed Power		VOLTAGE (V)	Amp.	μF.	Q	Discharge head in meters							
		HP	kW	HP	kW					L/1'	0	20	40	80	120	160	200
										m³/h	0	1,2	2,4	4,8	7,2	9,6	12
N4600010	SSCX 200/16M	0,75	0,55	1	0,75	1 ~ 230 V	3,5	12,5	Discharge head in meters	16	14,5	14	12,5	9,5	6,5	4	
N4600020	SSCX 200/16T					3 ~ 230 ÷ 400 V	3,1-1,8										
N4600030	SSCX 200/18M	1	0,75	1,2	0,9	1 ~ 230 V	4	16		18	17	16	15	13	10,5	6	
N4600040	SSCX 200/18T					3 ~ 230 ÷ 400 V	3,1-1,8										
N4600050	SSCX 210/22M	1,15	0,85	1,5	1,1	1 ~ 230 V	4,9	25		21,5	20	19	17	15	11	6	
N4600060	SSCX 210/22T					3 ~ 230 ÷ 400 V	3,8-2,2										
N4600070	SSCX 210/26M	1,35	1	1,9	1,4	1 ~ 230 V	6,7	25		25,5	24	23	21,5	19	15,5	10	
N4600080	SSCX 210/26T					3 ~ 230 ÷ 400 V	5-2,9										
N4600090	SSCX 210/28M	1,5	1,1	2,1	1,55	1 ~ 230 V	7,3	25		27	25,5	24,5	23	19,5	16	10	
N4600100	SSCX 210/28T					3 ~ 230 ÷ 400 V	5,6-3,2										

Codice versione speciale NXXXXXXX-VQQ

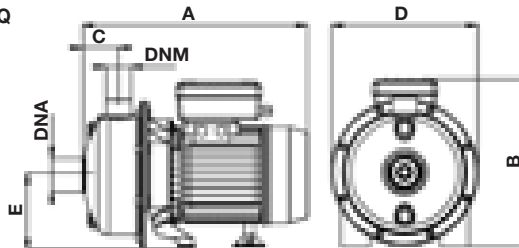


TABLE OF SIZES AND WEIGHTS

Model	Dimensions mm.							Weight kg
	A	B	C	D	E	DNA	DNM	
SSCX 200/16	320	240	50,5	210	105	1" 1/4	1"	8,7
SSCX 200/18	320	240	50,5	210	105	1" 1/4	1"	9,5
SSCX 210/22	350	250	50,5	210	105	1" 1/4	1"	12,1
SSCX 210/26	350	250	50,5	210	105	1" 1/4	1"	13,6
SSCX 210/28	350	250	50,5	210	105	1" 1/4	1"	13,8